

# Sapa Mentari

Sajian Pagi Menu Trading dari BRI Danareksa Sekuritas



## Disclaimer

The information contained in this report has been taken from sources which we deem reliable. However, none of BRI Danareksa Sekuritas and/or its affiliated companies and/or their respective employees and/or agents makes any representation or warranty (express or implied) or accepts any responsibility or liability as to, or in relation to, the accuracy or completeness of the information and opinions contained in this report or as to any information contained in this report or any other such information or opinions remaining unchanged after the issue thereof.

We expressly disclaim any responsibility or liability (express or implied) of BRI Danareksa Sekuritas, its affiliated companies and their respective employees and agents whatsoever and howsoever arising (including, without limitation for any claims, proceedings, action, suits, losses, expenses, damages or costs) which may be brought against or suffered by any person as a result of acting in reliance upon the whole or any part of the contents of this report and neither BRI Danareksa Sekuritas, its affiliated companies or their respective employees or agents accepts liability for any errors, omissions or misstatements, negligent or otherwise, in the report and any liability in respect of the report or any inaccuracy therein or omission there from which might otherwise arise is hereby expressly disclaimed.

The information contained in this report is not to be taken as any recommendation made by BRI Danareksa Sekuritas or any other person to enter into any agreement with regard to any investment mentioned in this document. This report is prepared for general circulation. It does not have regard to the specific person who may receive this report. In considering any investments you should make your own independent assessment and seek your own professional financial and legal advice.



# Brisik!

BRIDS Ngopi Asik!

**KOPI GRATIS**  
untuk INSAN BRILIAN

Hanya dengan  
Follow akun instagram



dan subscribe YouTube



Yuk,  
**BRISIK**  
Bareng!



Cuman di hari :  
Jumat, 19-Nov-2021  
\*Kuota terbatas

## KEY INDEX PERFORMANCE

	Price	1D	1W	1M	YTD
IDX	6,636.47	-0.59%	-0.82%	-0.29%	10.99%
LQ45	945.94	-0.78%	-1.23%	-3.00%	1.18%
<b>Global</b>					
Dow Jones	35,870.95	-0.17%	-0.14%	1.16%	17.20%
S&P 500	4,706.64	0.38%	1.23%	4.14%	25.31%
NASDAQ	15,993.7	0.45%	1.84%	5.71%	24.09%
<b>EIDO, VIX &amp; DXI</b>					
EIDO	23.52	-0.59%	-2.04%	-4.85%	0.43%
VIX	17.59	2.81%	-0.40%	12.04%	-22.68%
DXI	95.528	-0.31%	0.37%	1.92%	6.27%
<b>Asean &amp; Regional</b>					
Thailand (SET)	1,651.02	0.39%	1.14%	1.27%	13.91%
Philippines (PSI)	7,299.34	-0.69%	-0.44%	0.45%	2.24%
Malaysia (KLIC)	1,523.79	-0.09%	0.33%	-5.12%	-6.36%
Vietnam (VN)	1,469.83	-0.41%	0.51%	5.34%	33.15%
China (SSEC)	3,520.71	-0.47%	-0.34%	-2.02%	1.37%
Hong Kong (HSI)	25,319.72	-1.29%	0.28%	-1.81%	-7.02%
Singapore (STI)	3,234	0.05%	0.09%	-0.30%	-19.63%
Japan (N225)	29,598.66	-0.30%	1.10%	1.31%	7.85%
Korea (KS11)	2,947.38	-0.51%	0.77%	-2.70%	2.57%
Taiwan (TWII)	17,841.37	0.44%	2.23%	5.57%	21.10%
India (NSE)	17,764.80	-0.75%	-0.61%	-3.55%	27.06%

## CURRENCY AND BOND YIELD

	Rate	1D	1W	1M	YTD
USD/IDR	14,227.0	-0.09%	-0.23%	1.09%	1.26%
USD/JPY	114.25	0.16%	0.18%	-0.10%	10.66%
EUR/USD	1.1371	0.47%	-0.68%	-2.24%	-6.89%
GBP/USD	1.3499	0.15%	0.93%	-2.17%	-1.29%
Indonesia 10-Year (%)	6.190	0.15%	1.44%	0.81%	5.33%
United States 10-Year (%)	1.587	0.11%	0.54%	-3.27%	73.16%

## HARD & SOFT COMMODITY

	Price	1D	1W	1M	YTD
Nickel	19,635.00	1.45%	-0.63%	-2.07%	18.19%
Coal	157.10	3.36%	4.98%	-30.35	97.49%
Gold	1,860.50	-0.52%	-0.18%	5.08%	-2.38%
Silver	24.858	-1.23%	-1.75%	4.08%	-6.51%
Copper	4.3000	0.80%	-2.26%	-8.57%	21.92%
Tin	38,415.00	1.16%	1.87%	1.87%	89.00%
Soy Bean	1,265.62	-0.89%	4.40%	3.06%	-3.77%
Soy Oil	59.16	-0.12%	0.03%	-5.18%	36.53%
Wheat	219.50	1.97%	0.73%	6.30%	10.58%
Sugar	524.70	2.14%	0.36%	4.84%	24.66%
Pulp	4,876	-0.08%	-0.73%	-5.14%	-17.18%
Rubber	174.00	-0.34%	1.87%	-2.96%	15.77%
Corn	573.12	-0.33%	0.64%	8.08%	18.41%
Palm Oil	4,998	2.02%	-0.65%	2.90%	36.85%
Oil (Brent)	80.98	0.87%	-2.18%	-4.72%	56.49%
Oil (WTI)	78.33	-0.04%	-4.00%	-5.58%	61.44%

Source : investing.com, Barchart



## FOKUS HARI INI

\*Rekomendasi kami pada halaman ini menggunakan proyeksi 1 tahun buku, kecuali ada update perkembangan selanjutnya.

### Update BI7DRR Nov21

Bank Indonesia mempertahankan BI 7 Days Repo Rate pada level 3.5% dan tetap mempertahankan suku bunga *deposit facility* pada tingkat 2.75% serta *lending facility* tetap pada tingkat 4.25%. Keputusan ini sejalan dengan perlunya menjaga stabilitas nilai tukar dan sistem keuangan di tengah perkiraan inflasi yang rendah juga upaya untuk mendukung pemulihan ekonomi dari Covid-19.

(Source : BRI Danareksa Sekuritas, BI)

### Ace Hardware (ACES, BUY TP 1600) : Kinerja 10M21

SSSG pada Okt21 masih tercatat -9.1% terlepas dari adanya penambahan jam operasional dan program diskon besar-besaran. Sementara penjualan tercatat sebesar IDR5.2tn (-14% YoY) yang seiring dengan estimasi kami. Walaupun ada rencana peningkatan PPKM ke level 3 di seluruh Indonesia pada akhir tahun, namun kami melihat ada potensi kenaikan penjualan dikarenakan tingginya tingkat vaksin bersamaan dengan rendahnya kasus positif harian.

Full Report : [Klik disini](#)

### Ramayana Lestari Sentosa (RALS, BUY TP 1000) :

#### Sales Recovery is Still Struggle

Laba bersih RALS pada 9M21 hanya mencapai IDR112.6bn yang disebabkan oleh PPKM darurat sehingga mengakibatkan penutupan beberapa toko. Untuk 4Q21, kami melihat masih akan ada potensi perlambatan penjualan pada RALS dan baru akan mulai meningkat pada 1Q22.

Full Report : [Klik disini](#)

### TBS Energy (TOBA) :

#### Rencana Pengembangan Bisnis Renewable Energy

TOBA siap menginvestasikan dana hingga IDR7.1tn dalam 5 tahun kedepan di bidang *renewable energy* bekerja sama dengan Gojek. Rencananya TOBA dan Gojek akan membentuk *joint venture* bernama Electrum yang bergerak dalam bidang manufaktur untuk *electric vehicle* roda dua dan berkomitmen untuk mencapai zero emisi pada 2030 .

(Source : Investor Daily)

### Medco Energi (MEDC): Kinerja 1H21

MEDC mencatatkan pertumbuhan laba dari meningkatnya harga komoditas pada ketiga lini bisnisnya, yakni migas senilai USD88mn, tenaga listrik USD22mn, dan Amman Mineral USD23mn. Sehingga EBITDA pada 1H21 tercatat sebesar USD318mn (+15% YoY). Hal ini disebabkan selain karena meningkatnya harga komoditas, juga dampak dari penurunan pada *cash cost*.

(Source : Bisnis Indonesia)



## Trading Ideas

oleh Hadyatma Dahna Marta – Technical Analyst BRIDS

### Composite Daily



S2	S1	R1	R2
6524	6628	6694	6799

**Last Price: 6636**

- IHSG diprediksi bergerak mixed cenderung melemah terbatas
- Indikator MACD negatif menguat
- Indikator Stochastic netral melemah
- Indikator RSI netral melemah

### AAII – Buy On Weakness



TP1	TP2	SL1	SL2
10575	10700	10300	10175

**Last Price: 10450**

**Trading Range : 10175 - 10700**

- Volume transaksi dibawah rata-rata
- Indikator MACD negatif menguat
- Indikator Stochastic menguat menuju area netral
- Indikator RSI menguat menuju area netral

### TINS – Buy On Reversal



TP1	TP2	SL1	SL2
1615	1630	1580	1565

**Last Price : 1595**

**Trading Range : 1565 - 1630**

- Volume transaksi stabil meningkat dibawah rata-rata
- Indikator MACD negatif golden cross
- Indikator Stochastic netral konsolidasi
- Indikator RSI netral konsolidasi

### BBTN – Buy On Reversal



TP1	TP2	SL1	SL2
1785	1795	1760	1745

**Last Price : 1775**

**Trading Range : 1745 - 1795**

- Indikator volume transaksi stabil meningkat dibawah rata-rata
- Indikator MACD negatif melemah
- Indikator Stochastic netral konsolidasi
- Indikator RSI netral konsolidasi

### BDMN – Sell



TP1	TP2	SL1	SL2
2490	2520	2430	2410

**Last Price: 2450**

**Trading Range : 2410 - 2520**

- Volume transaksi stabil meningkat dibawah rata-rata
- Indikator MACD negatif melemah
- Indikator Stochastic konsolidasi dalam area oversold
- Indikator RSI konsolidasi dalam area oversold

### MARI - Sell



TP1	TP2	SL1	SL2
444	456	422	414

**Last Price : 430**

**Trading Range : 414 - 456**

- Volume transaksi stabil dibawah rata-rata
- Indikator MACD negatif konsolidasi
- Indikator Stochastic netral melemah menuju area oversold
- Indikator RSI netral melemah menuju area oversold

## STOCK PICK

TREND TRADE						
Code	Action	Call Price	Last Price	Target Price	Stop Loss	Remarks
INKP	BUY	8.650	8.525	10.000	7.775	<i>Uptrend Channel Day 8</i>
ICBP	BUY	8.950	9.075	9.800	8.700	<i>Rebound From Lower Day 5</i>
BRMS	BUY	105	109	150	85	<i>Rebound From Lower Day 5</i>

**Catatan:**

Trend Trade/Minor Trend memiliki rentang waktu hold position dalam 30 hari.\*rekomendasi baru  
Call Price adalah harga pada saat rekomendasi dikeluarkan

SWING TRADE						
Code	Action	Call Price	Last Price	Target Price	Stop Loss	Remarks
ERAA	BUY	640	650	710	600	<i>Potentially Rounding Bottom Day 5</i>
ANTM	BUY	2.400	2.330	2.550	2.300	<i>Rebound From Demand Area Day 5</i>
FREN	BUY	114	101	130	94	<i>Breakout Downtrend Line Day 5</i>
TINS	BUY	1.585	1.595	1.770	1.515	<i>Potentially Break Midchannel Day 2</i>

**Catatan:**

Swing Trade memiliki rentang waktu hold position dalam 3-10 hari.\*rekomendasi baru  
Call Price adalah harga pada saat rekomendasi dikeluarkan





















DAY TRADE										
NO	CODE	LAST PRICE	PREV DAY	Δ	% CHG	ACTION	TP1	TP2	SL1	SL2
1	AALI	10450	10325	125	1,21%	BUY	10.575	10.700	10.300	10.175
2	LSIP	1365	1350	15	1,11%	BUY	1.380	1.395	1.350	1.335
3	TINS	1595	1585	10	0,63%	BUY	1.615	1.630	1.580	1.565
4	BBTN	1775	1765	10	0,57%	BUY	1.785	1.790	1.760	1.745
5	PGAS	1500	1495	5	0,33%	BUY	1.520	1.535	1.485	1.470
6	LPPF	4190	4050	140	3,46%	BUY	4.330	4.460	4.050	3.910
7	TLKM	3630	3630	0	0,00%	BUY	3.650	3.670	3.600	3.580
8	IPCC	560	550	10	1,82%	BUY	565	570	550	540
9	BDMN	2450	2500	-50	-2,00%	SELL	2.430	2.410	2.490	2.520
10	MARI	430	442	-12	-2,71%	SELL	422	414	444	456
11	DGNS	760	810	-50	-6,17%	SELL	740	725	795	830
12	ISSP	454	460	-6	-1,30%	SELL	448	442	464	474
13	ASSA	3630	3670	-40	-1,09%	SELL	3.570	3.520	3.720	3.810
14	CTRA	1145	1180	-35	-2,97%	SELL	1.125	1.105	1.180	1.210
15	SCMA	384	392	-8	-2,04%	SELL	378	372	392	400

**Keterangan Day Trade Stock Pick :**

1. Data kumpulan saham diambil dari BRIDS Technical Universe
2. Data diurutkan berdasarkan value transaksi terbesar selama 20 hari bursa terakhir
3. SL1 (Stop Loss 1) = Batas bawah pertama yang direkomendasikan untuk melakukan CUT LOSS
4. SL2 (Stop Loss 2) = Batas bawah kedua yang direkomendasikan untuk melakukan CUT LOSS
5. TP1 (Target Price 1) = Batas atas pertama yang direkomendasikan untuk melakukan TAKE PROFIT
6. TP2 (Target Price 2) = Batas atas kedua yang direkomendasikan untuk melakukan TAKE PROFIT



## Sales Team

**Deni Herdiana***Head - Retail Customer Distribution* [deni.herdiana@bridanareksasekuritas.co.id](mailto:deni.herdiana@bridanareksasekuritas.co.id) (021) 50914100**I Wayan Satia Jaya***Branch Manager - Coordinator* Palembang, Depok [satia@bridanareksasekuritas.co.id](mailto:satia@bridanareksasekuritas.co.id) (021) 78849149**Rudy Ruslim***Branch Manager* Mangga Dua [rudyr@bridanareksasekuritas.co.id](mailto:rudyr@bridanareksasekuritas.co.id) (021) 62301988**Upik Yuzarni***Branch Manager* Pondok Indah [upik\\_y@bridanareksasekuritas.co.id](mailto:upik_y@bridanareksasekuritas.co.id) (021) 29555777**Maryadi Suwondo***Branch Manager* Bandung [maryadi@bridanareksasekuritas.co.id](mailto:maryadi@bridanareksasekuritas.co.id) (022) 860 210 30**Yahuda Nawa Yanukrisna***Branch Manager* Yogyakarta, Solo, Semarang [yahuda@danareksa.com](mailto:yahuda@danareksa.com) (0274) 551181**Rachma Yudyawati***Branch Manager* Surabaya, Malang [rachma@bridanareksasekuritas.co.id](mailto:rachma@bridanareksasekuritas.co.id) (031) 5345888**Martha Hidayat***Branch Manager* Medan [marthah@bridanareksasekuritas.co.id](mailto:marthah@bridanareksasekuritas.co.id) (061) 4528100**Umar Bin Aziz***Branch Manager* Makassar [umarba@bridanareksasekuritas.co.id](mailto:umarba@bridanareksasekuritas.co.id) (0411) 8114011